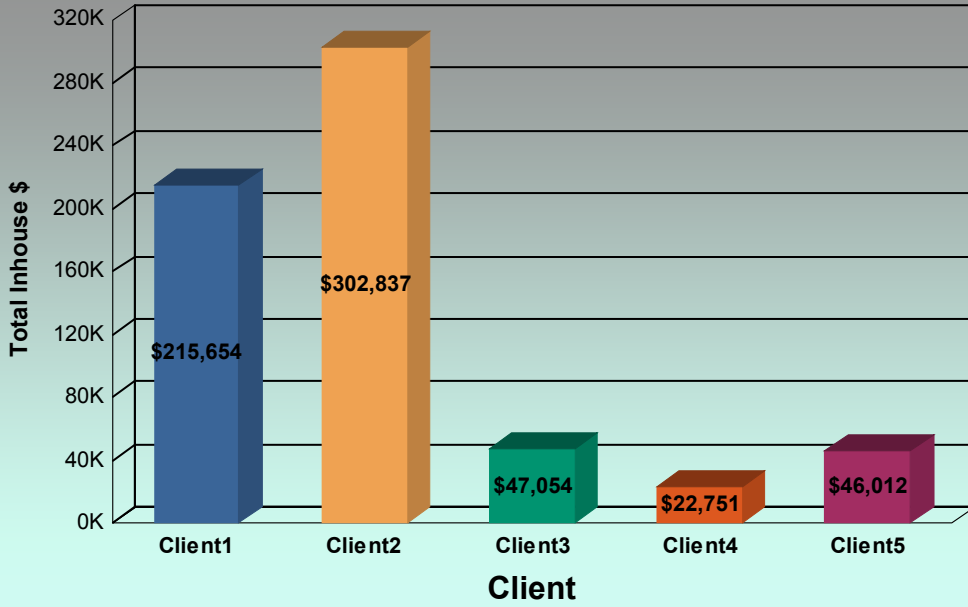
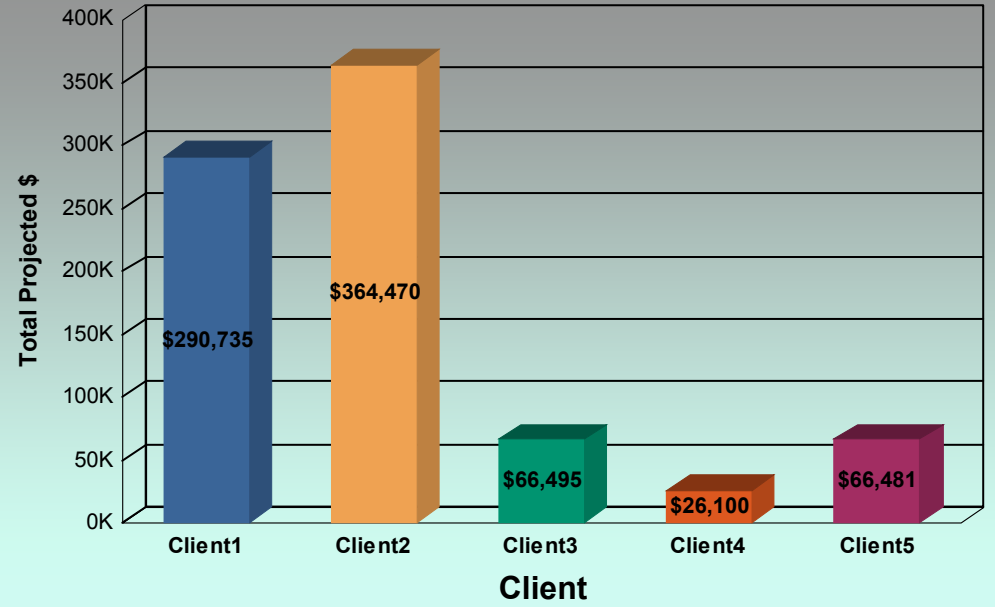


Inhouse \$ by Client



Projected \$ by Client



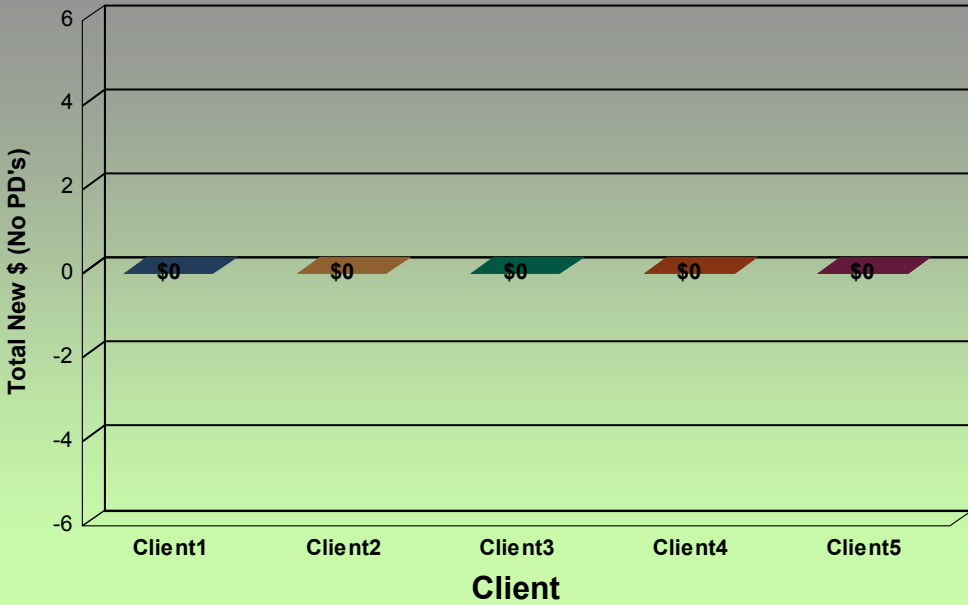
REVENUE by CLIENT - Executive Level

Run Date/Time:

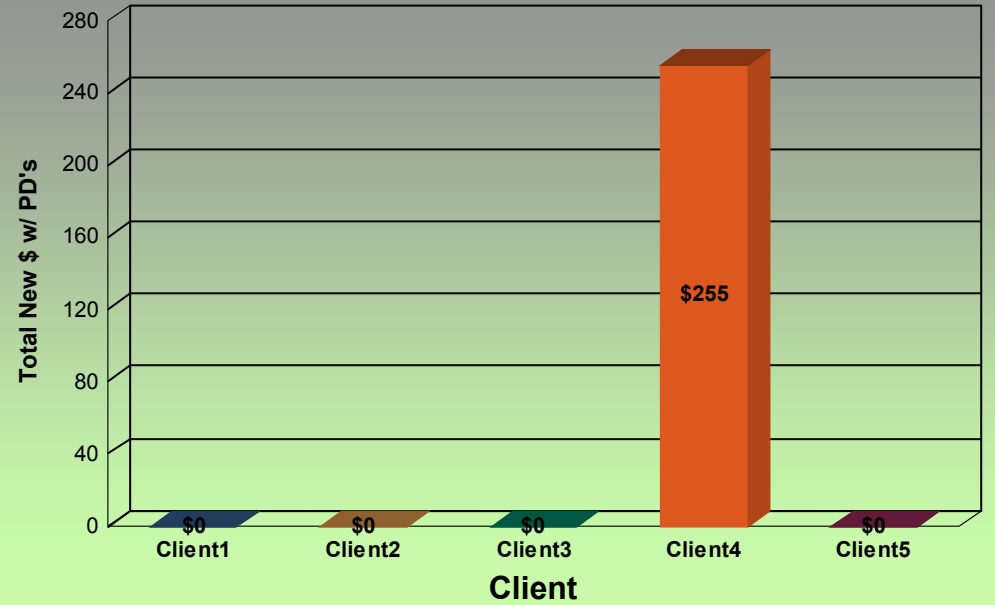
Saturday, April 27, 2013

3:53:02PM

New Money TODAY (No PD's)



New Money TODAY w/ PD's



REVENUE by CLIENT

Run Date/Time:

Saturday, April 27, 2013

3:53:02PM

Payments Date Range: 4/1/2013 thru 4/30/2013

Postdate Date Range: 4/1/2013 thru 4/30/2013

Title	Today \$	Inhouse \$	PDC \$	PCC \$	Projected \$	New \$\$	New PDC	New PCC	TOTAL New \$
Client1	\$1,443.96	\$215,653.94	\$4,905.06	\$70,176.45	\$290,735.45	\$0.00	\$0.00	\$0.00	0.00
Client2	\$4,954.74	\$302,836.66	\$17,927.25	\$43,706.57	\$364,470.48	\$0.00	\$0.00	\$0.00	0.00
Client3	\$0.00	\$47,053.72	\$795.38	\$18,646.13	\$66,495.23	\$0.00	\$0.00	\$0.00	0.00
Client4	\$0.00	\$22,750.86	\$0.00	\$3,348.93	\$26,099.79	\$0.00	\$0.00	\$255.00	255.00
Client5	\$0.00	\$46,012.22	\$1,327.60	\$19,141.53	\$66,481.35	\$0.00	\$0.00	\$0.00	0.00
GRAND TOTAL	\$6,398.70	\$634,307.40	\$24,955.29	\$155,019.61	\$814,282.30	\$0.00	\$0.00	\$255.00	255.00